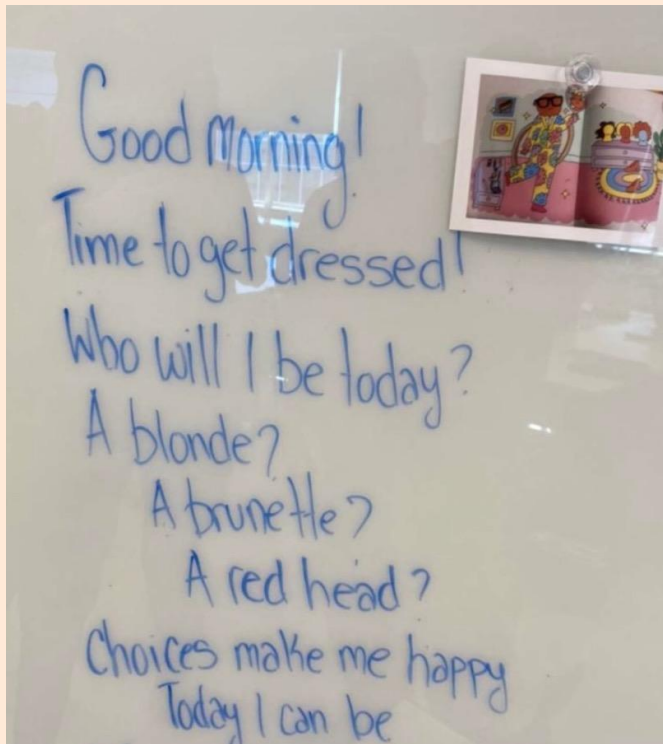


WRITING PORTFOLIO



EDLL 3200
JENNA CHURCHILL

Interactive Writing

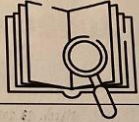


Interactive writing is a collaborative writing strategy between the teacher and students. Teachers may lay out a large sheet of paper and students will create a piece of writing with each student adding a word. This allows students to practice sentence structure and word choice. This strategy is very useful in younger grades with students just learning to read and write.


Reading Logs

Today, I read...

Date: March 13 2022
Title: Dolphin Tale
Author: Based on a movie
Number of Pages: 30
Number of Minutes: 7 mins



Draw a summary of what you read today:



My thoughts/feelings/curiosities that came up while reading today:

I love dolphins! I felt really sad for winter and her injured tail. I'm happy they were able to make her a prosthetic tail. It reminded me of my favourite childhood movie Free Willy!

Today my accountability buddy read...

Date: March 13 2022
Title: The 11,000ers
Author: Bill Corbett
Number of Pages: 5 /???
Number of Minutes: _____

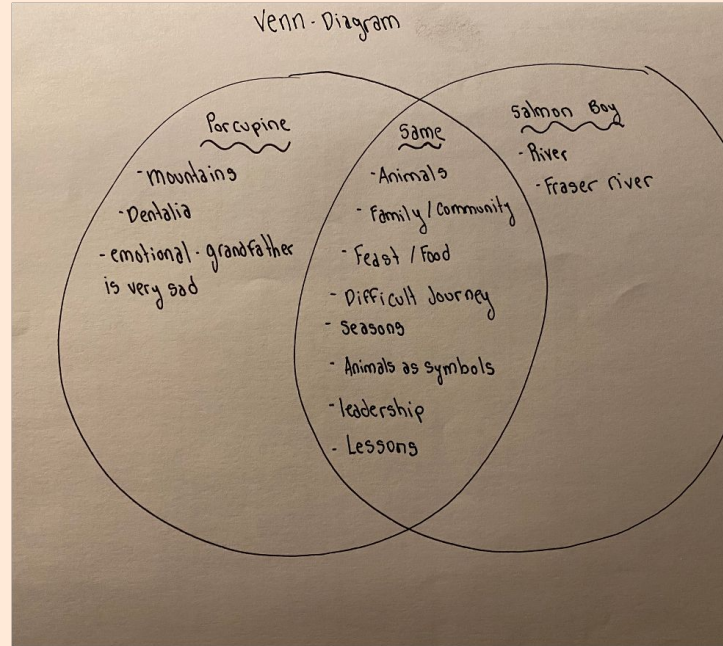
Notes about their reading experience today:

Jeremy loved reading about different mountains and peaks. He is inspired to climb mountains now!

Reading logs are an informal strategy that students can use to track their reading as well as hold them accountable for reading a certain number of pages. This is helpful for something like a novel study where students have a set amount of time to complete a book. In this reading log example, accountability buddies are used. Students pair up and interview their partner on what they read, and they record each other. Reading logs are appropriate for grade 3 and above.

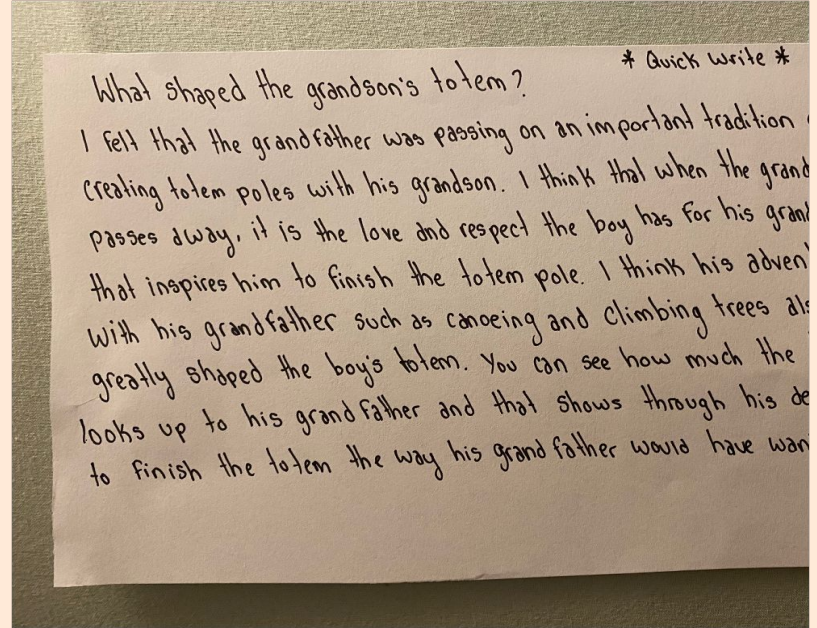
Venn Diagrams

Venn Diagrams are useful tools for students to organize their thoughts or brainstorm. They are most commonly used a way to compare and contrast with the middle section demonstrating similarities. Venn Diagrams can be used with students grade 2 and up.



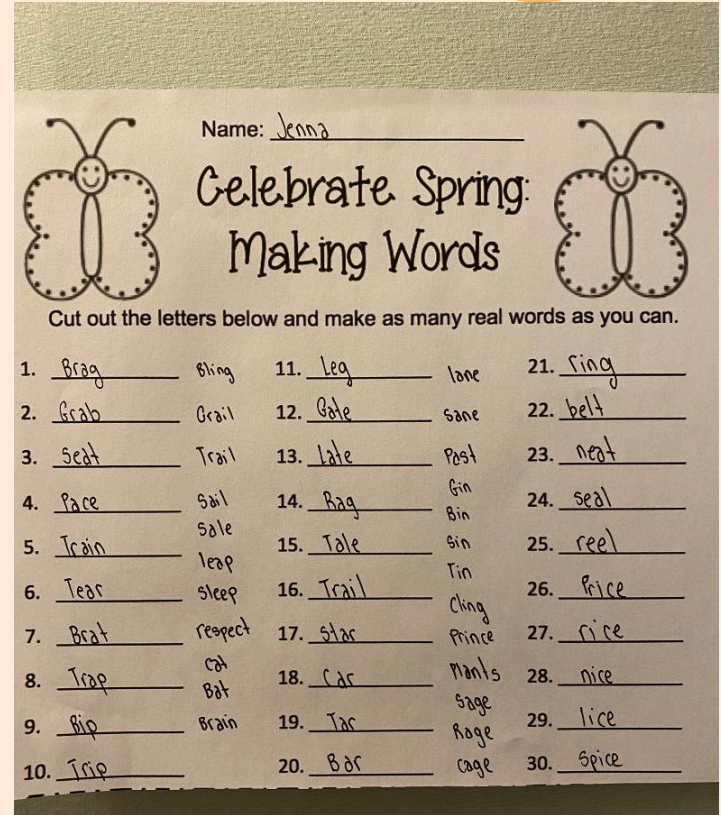
Quick Writes

Quick writes are a writing tool which can be implemented as a way for students to get their thoughts out without focusing on writing mechanics and grammar. This allows students to have meaningful reactions and responses to writing and stories. Students are given a set amount of time to write down whatever comes to mind. This tool would be most useful with older grades as younger students may still struggle with the basics of writing.



Making Words

Making words is an excellent tool for students to practice spelling and word knowledge. Teachers can use this activity as an assessment to see where their students are at with spelling and word connection. This strategy can be used from kindergarten and up.



Name: Jenna

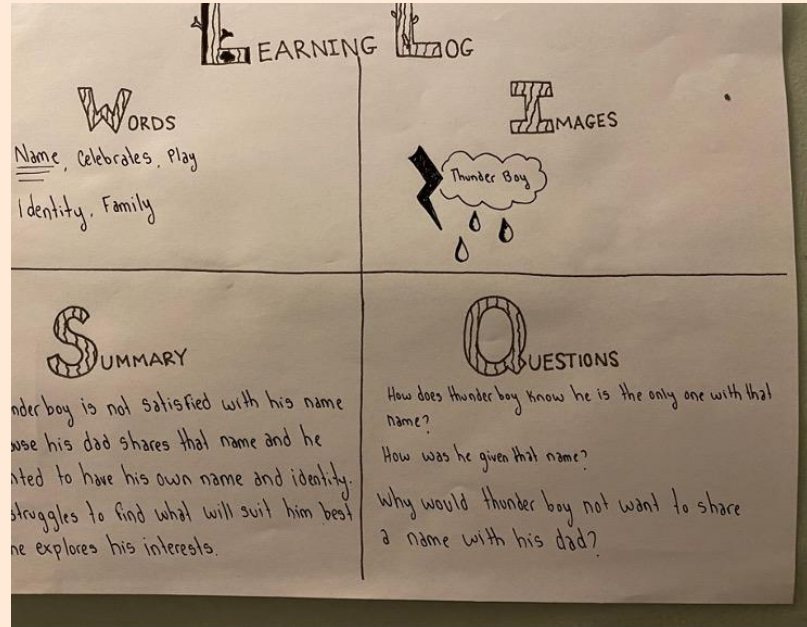
Celebrate Spring: Making Words

Cut out the letters below and make as many real words as you can.

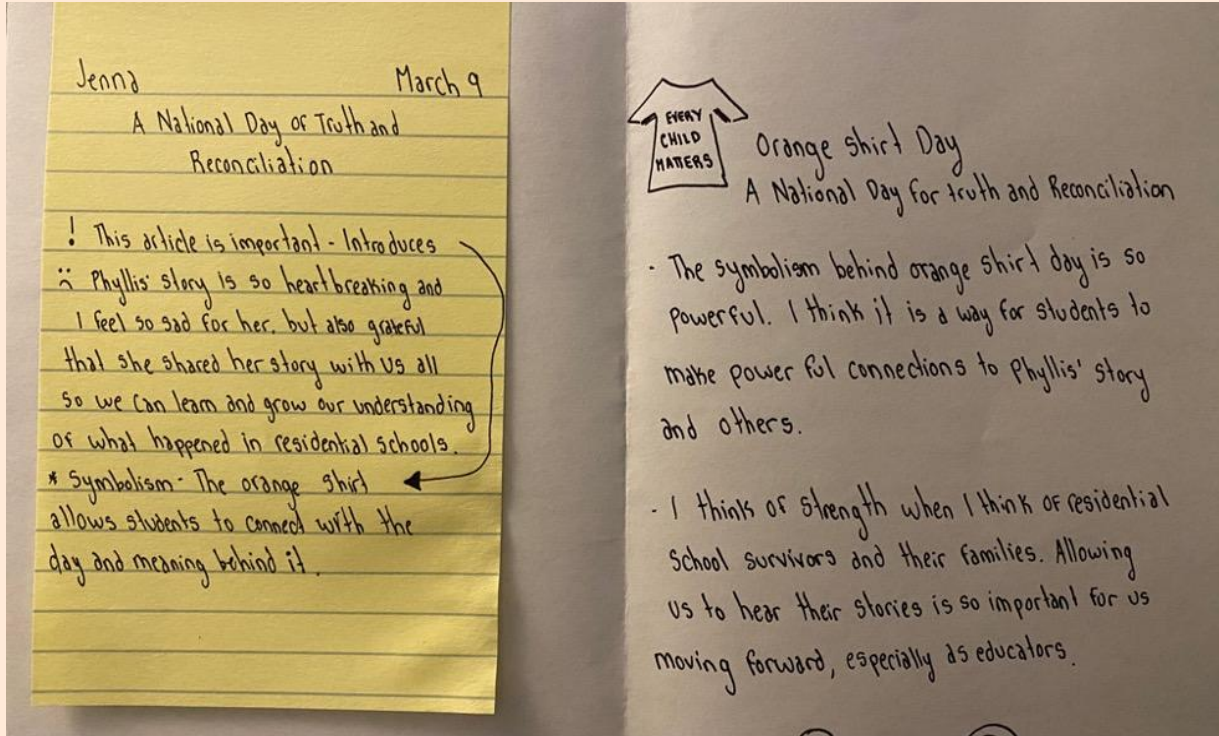
1. <u>Brag</u>	bling	11. <u>Leg</u>	lone	21. <u>ring</u>
2. <u>Grab</u>	Grail	12. <u>Gale</u>	sane	22. <u>belt</u>
3. <u>Scat</u>	Trail	13. <u>Late</u>	Post	23. <u>neat</u>
4. <u>Pace</u>	Soil	14. <u>Rag</u>	Bin	24. <u>seal</u>
5. <u>Train</u>	Sole	15. <u>Tale</u>	Bin	25. <u>reel</u>
6. <u>Tear</u>	leap	16. <u>Trail</u>	Tin	26. <u>Price</u>
7. <u>Brat</u>	sleep	17. <u>Star</u>	cling	27. <u>rice</u>
8. <u>Trap</u>	respect	18. <u>Car</u>	Prince	28. <u>nice</u>
9. <u>Rip</u>	cat	19. <u>Tar</u>	Boat	29. <u>lice</u>
10. <u>Trip</u>	Brain	20. <u>Bar</u>	sage	30. <u>spice</u>
			Rage	
			cage	

Learning Logs

Learning logs are a tool that students can use as a way to record their thoughts while working through a unit. Students are able to explore new ways to record their thoughts as well as practice inquiry and vocabulary. Learning logs can also be used as assessment tools as teachers can monitor their students progress throughout. Learning logs can be used with Kindergarten and up.






Lit Circles



Lit circles are an excellent tool that allow students to collaborate and compare their thoughts. Students will read a piece of writing and form groups to discuss. The teacher may provide guiding questions or allow the students to discuss freely.

Students are expected to respond to each group member as they share their thoughts. This strategy gives students the opportunity to gain a new perspective on a piece of writing from their peers. Lit circles are beneficial with any grade!

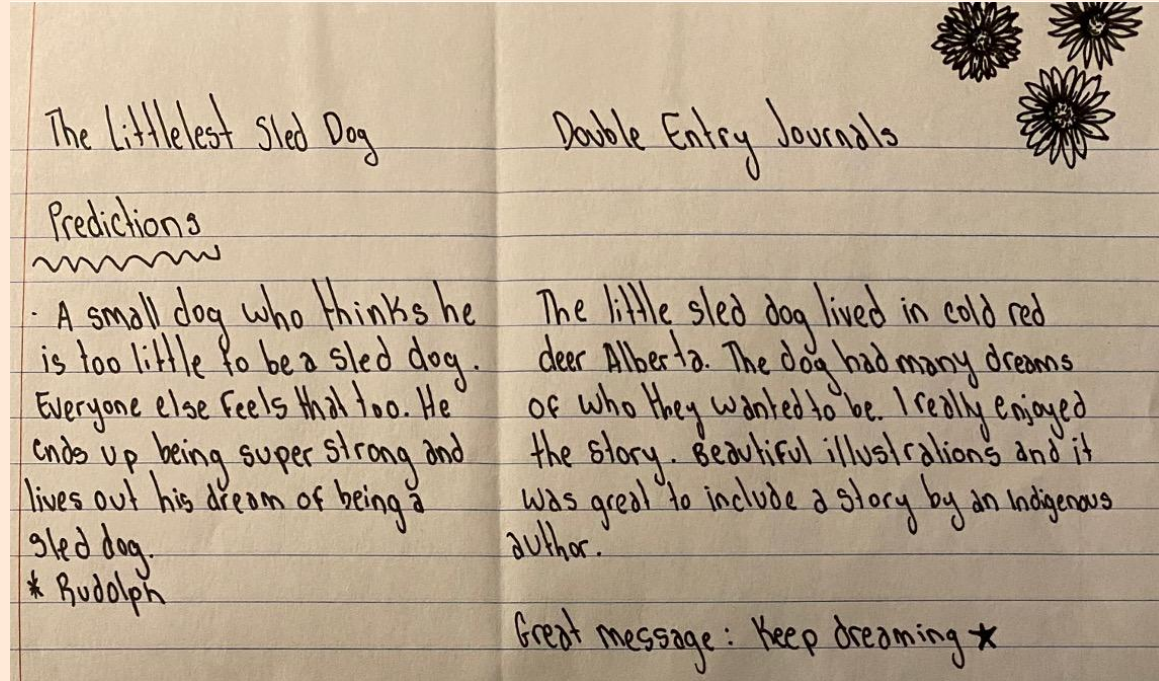
CSI (color, symbol, image)

C	S	I
		
<p>For the character, I chose Cassius. I chose the color black as I felt Cassius has a strong tough energy but I also included yellow as he</p>	<p>I chose an owl as a symbol for Cassius as he seems very wise like an owl.</p>	<p>The scene / image I chose is when they are all moving logs in the forest and Cassius acts as a leader and teacher</p>

The CSI writing strategy encourages deeper thinking for students. They are asked to think of a character or element for a story, then choose a color, symbol and image to represent it.



Double Entry Journals

Double entry journals are a form of reading logs that encourage students to reflect deeply on a passage or quote. Students can take a part of a story, passage or quote and write it in the left column. In the right column, students will write what they think the quote means and why is stuck out to them. These journals are great for grade 3 and up.

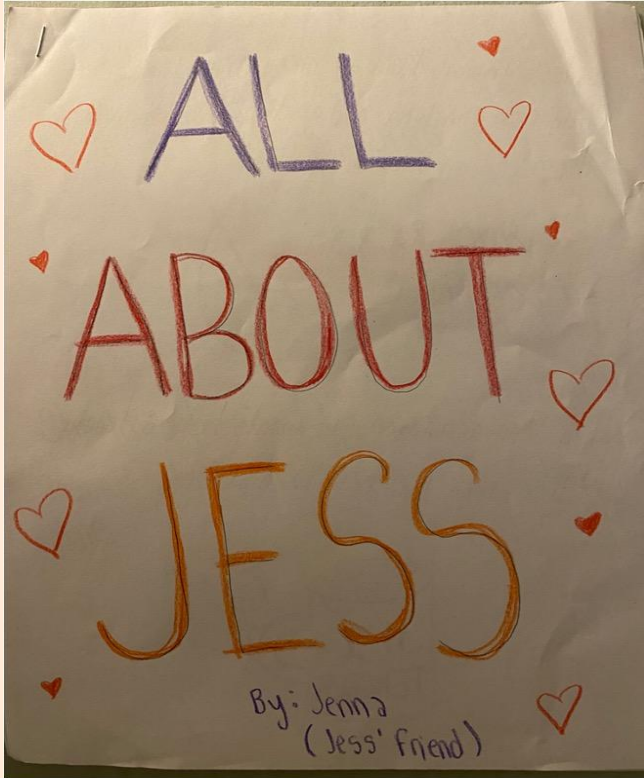


ABC Books

ABC books are commonly considered to be used for younger students. However, ABC books can be used for older students to practice and explore more difficult words. Students can create their own books with an illustration that pairs with each letter. These books are great for grade 3 and up



All About Books



With this strategy, students will create a simple book out of paper where they will write all about a specific topic. This could be used to wrap up a unit, in a novel study, or a simple writing exercise for students to practice sentence structure or grammar. This strategy would be best suited for grade 1 or older.

Experiential Writing




Fire fighter heroes- Art by Sue Mark

I woke up every day in August hoping a miracle had happened in the last ten hours. My chest felt heavy, my heart beating fast. I made the anxious journey from my bed to my window hoping to see the mountains. Every day in August the miracle did not happen. The flames crept closer to my home. I wondered what possessions were the most important to me. Then I remembered, the fear that trembled through my body as I stared at the flames from inside my home was nothing compared to what they were facing. They were deep inside the never-ending sea of smog, breathing it in, fighting it off. I remember feeling the blood rush through my body as Facebook comments claimed they were not doing enough. How could we question those who were sacrificing everything? We were not inside it, being swallowed by it. They were. They tirelessly fought to keep homes and communities safe. They wear invisible capes.

Single Sentence Story

Single sentence stories are a fun group writing tool for students. This strategy allows them to practice creating detailed characters and encourages strong sentence writing practice. Students will create an illustration to go with their character which will then go together in a flip book where characters and sentences can be interchanged. This tool is great for students grade 2 and up.



Limerick

My best friend Larry loves to race,
If you lose, then you're a disgrace,
but please don't fear,
its okay dear,
only a few can keep up to his pace.

Limericks are a five- line poem that follow an AABBA rhyme scheme. They are typically short and witty. This is a great poetry style that can be implementing early in poetry units as they are quite simple and short but still allow students to practice some important foundations of poetry.



Colour Poems

Blue is sadness


Blue feels deep like the ocean

Blue sounds like rain drops on my window

Blue smells clean

Blue is emotion

Color poems are simple poems that can be taught as young as kindergarten. They allow students to explore descriptive language and reflect on their feelings towards color.



Haiku

The sky burns bright red
Will we see the sky again,
Its too hard to breathe.

Haikus are 3 line poems that originated in Japan. They follow the rule of 5 syllables, 7 syllables, and 5 syllables. These poems would work best with older grades who have learned about syllables.

Burning At Night- Sue Mark





Acrostics

Joyful girl

Enjoys thrift shopping

Never grumpy

Not afraid to try new things


Always dancing

Acrostic poems are created based on one word that is spelled out vertically. Then, each line is created horizontally using the letter from the vertical word. The poem is based on the vertical word. These poems are simple and fun and can be used grade 1 and up.

Diamante

Dancing
Moving slow or fast
I am grateful for my body
I feel the most free when I dance
Maybe I look silly when I move
Allow space for silliness
Movement

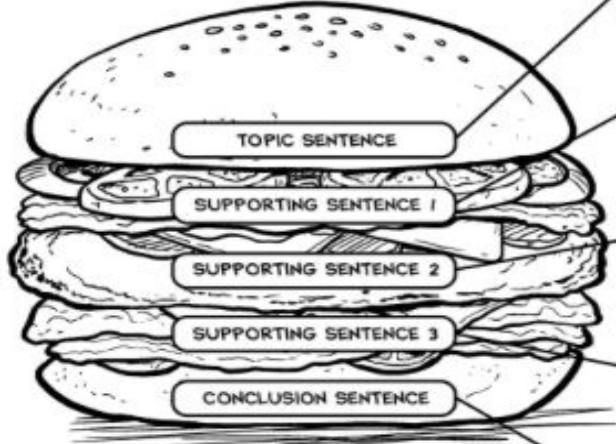
Diamante poems are made up of 7 lines and form the shape of a diamond meaning the first line is typically one word and the longest line is in the middle, the poem ends with one word again to complete the shape. This style of poem could be suited for grade 3 or older.



Paragraph Hamburger

Name _____
Date _____

The Hamburger Paragraph



One of my favourite things to is go thrif shopping. _____

I enjoy thrift shopping because I find plenty of unique items. _____

I also enjoying thrift shopping because it is better for the environment. _____

Kamloops has so many great thrift stores to visit. _____

There are so many benefits to thrift shopping that is why its one of my favouruite activities. _____

For more free printables, please visit www.timvandevall.com
Created by Tim van de Vliet | Copyright © 2013 Dutch Renaissance Press LLC.

Paragraph hamburgers are an excellent tool for teaching students the proper structure of a paragraph. It is a great, visual for them that can act as a guide as they practice writing paragprahs. This structure would be helpful for grade 3 and above, depending when your students are ready for paragraph writing.



Free Verse


Let's take a drive today
Escape to a nice place
One where
our troubles melt and decay
And it's just you and I today
Let's take a drive today
Park ourselves in some coastal rays
Maybe the tide will wash our picnic away

Free verse poetry is an open form of poetry. It tends to follow the rhythm of natural speech. Unlike most other forms of poetry, it does not follow specific rules of rhyme, pattern, or meter. This style of poetry would be suitable for grade 2 and above.

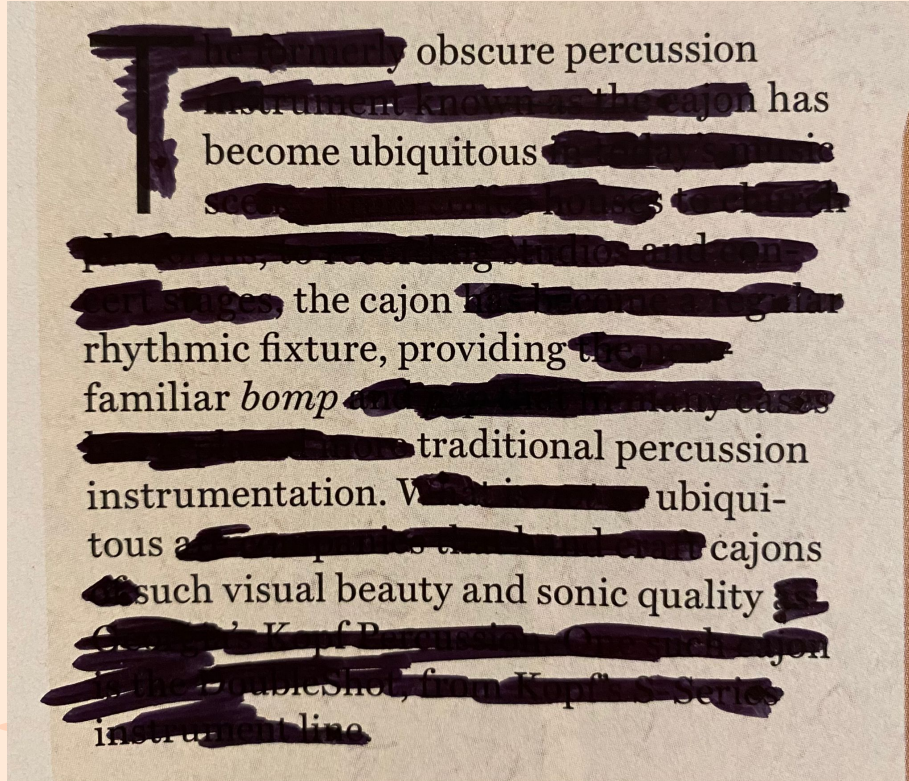
Cinquain

Snacks,
salty sweet,
a recess treat
I love to eat
yum

Cinquain poems are 5 lines, they often have different rules of the number of words used or syllables on each line. They are simple poems used to describe something. This style of poem would be suitable for grade 2 and above,



Altered Poem



Altered poems are created from existing texts. Students are giving a text and they select the words within the text to create a poem, then will then black out all of the other words. This poetry style would work well for grade 3 or above.



Resources

•Books

Tompkins, G. E. (2012). 50 literacy strategies (4th ed.). Pearson.

•Photos

Mark, Sue. (2021). *Fire Fighter Heroes*.

